



Group Report

Jun 01, 2017 - Aug 31, 2017

The Group Report helps you understand the growth and health of your social profiles across social channels. The report combines your activity and growth across all your Twitter, Facebook, LinkedIn and Instagram profiles to provide a clear picture of where to focus your social efforts.




Included in this Report

 Cutting Edge Integrative Pain Centers

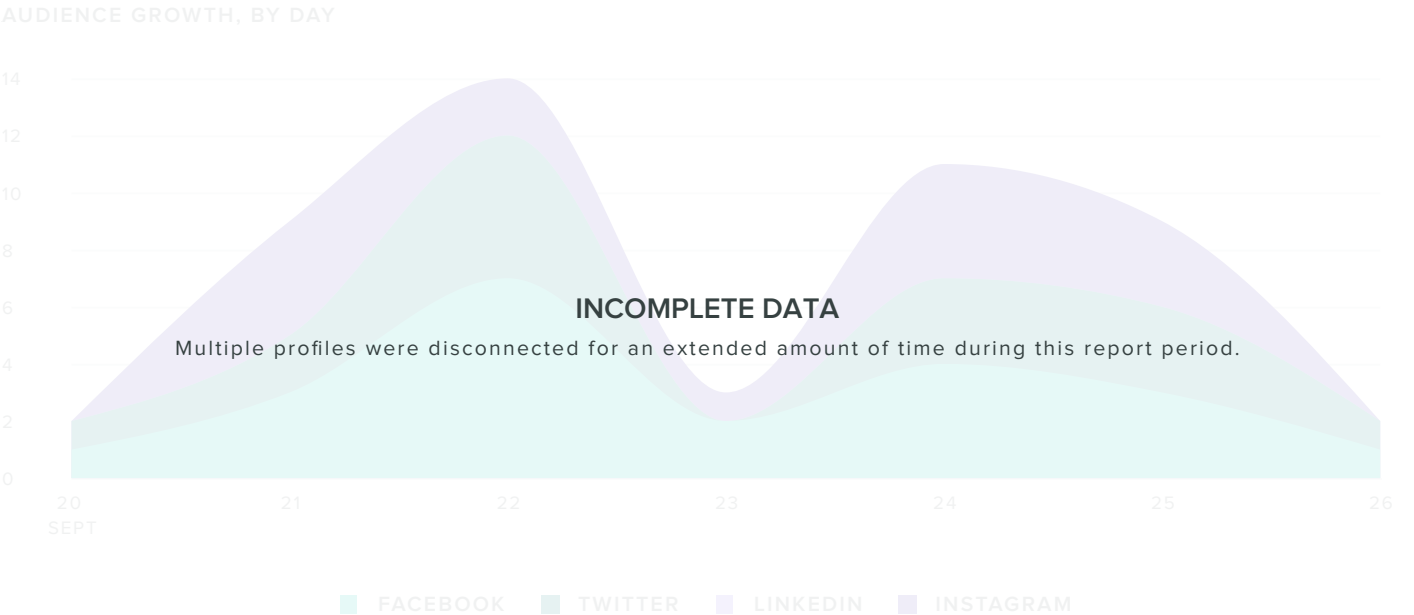
 Cutting Edge Integrative Pain Centers

 MichianaPain

Activity Overview

<div></div> <div>24,586</div> <div>Impressions</div>	<div></div> <div>1,897</div> <div>Engagements</div>	<div></div> <div>212</div> <div>Link Clicks</div>
---	--	--

Audience Growth



Audience Growth Metrics	Totals	Change
Total Fans	73	▲ 7,200.0%
New Facebook Fans	72	▲ 100.0%
New Twitter Followers	–	–
New LinkedIn Followers	–	▼ 100.0%
Total Fans Gained	72	▲ 7,100.0%

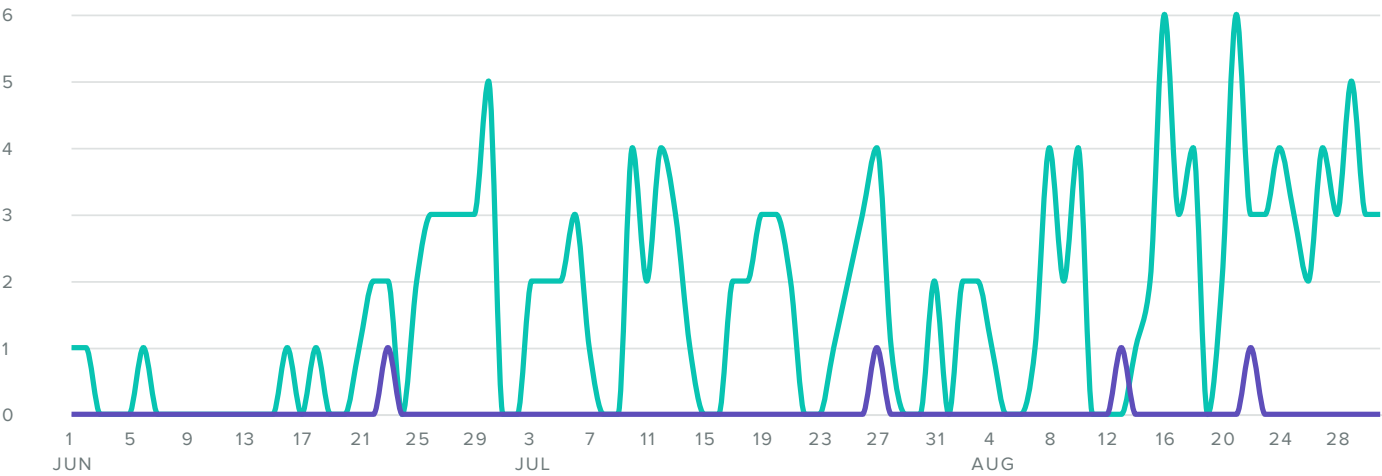
Total fans increased by

▲7,200.0%

since previous date range

Message Volumes

MESSAGES PER DAY



SENT MESSAGES RECEIVED MESSAGES

Sent Messages Metrics	Totals	Change
Facebook Posts Sent	143	▲ 7,050.0%
Twitter Messages Sent	8	▲ 700.0%
LinkedIn Posts Sent	–	–
Total Messages Sent	151	▲ 4,933.3%

The number of messages you sent increased by

▲4,933.3%

since previous date range

Received Messages Metrics	Totals	Change
Facebook Messages Received	3	▲ 100.0%
Twitter Messages Received	1	▲ 100.0%
Total Messages Received	4	▲ 100.0%

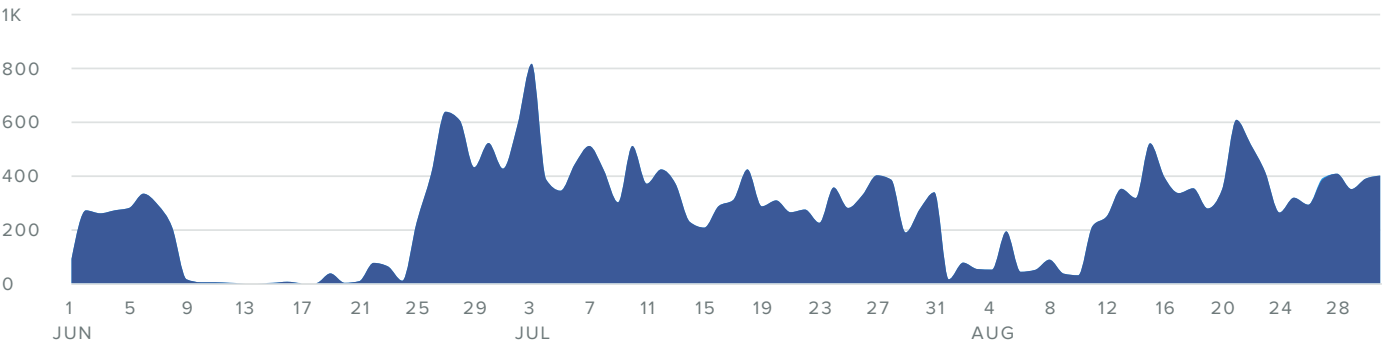
The number of messages you received increased by

▲100.0%

since previous date range

Impressions

IMPRESSIONS PER DAY



Impressions Metrics	Totals		Change
	Facebook	Twitter	
Facebook Impressions	24,581		▲ 175,478.6%
Twitter Impressions	5		▲ 100.0%
LinkedIn Impressions	–		–
Total Impressions	24,586		▲ 175,514.3%

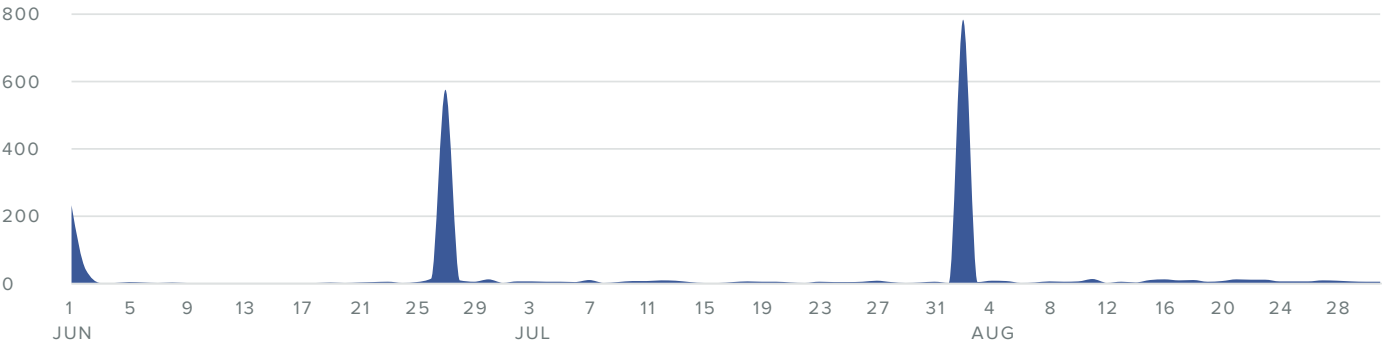
Total Impressions increased by

175,514.3%

since previous date range

Engagements

ENGAGEMENTS PER DAY






Engagement Metrics	Totals		Change
	Facebook	Twitter	
Facebook Engagements	1,897		▲ 94,750.0%
Twitter Engagements	–		–
LinkedIn Engagements	–		–
Total Engagements	1,897		▲ 94,750.0%

The number of engagements increased by

94,750.0%

since previous date range

Stats by Profile/Page

Profile/Page	Total Fans / Followers	Fan / Follower Increase	Messages Sent	Impressions	Impressions per Post	Engagements	Engagements per Post	Link Clicks
 Cuttin...Centers Facebook Page	72	100.00%	143	24,581	172	1,897	13.3	212
 Cutting Edge ... LinkedIn Company Page	1	100.00%	—	—	—	—	—	—
 Michiana Pai... Twitter @MichianaPi	—	100.00%	8	5	1	—	—	—